



afflora.co

# afflora

# Affiliate Guide



— *Easy guide for first-time Afflora Affiliates*

Prepared by: First Grade IT Team

# Navigation

Click on the section title to navigate through the user guide

01 Affiliate Dashboard

02 Profile

03 Monthly Qualification

04 Family Tree

05 Affiliate Analytics

06 Earnings Simulator

07 Products

08 Wallet

09 Payout Details

10 Commission History

11 Commission Statements

[afflora.co](https://afflora.co)

# How to become an Afflora Affiliate?

[click to return to navigation page](#)

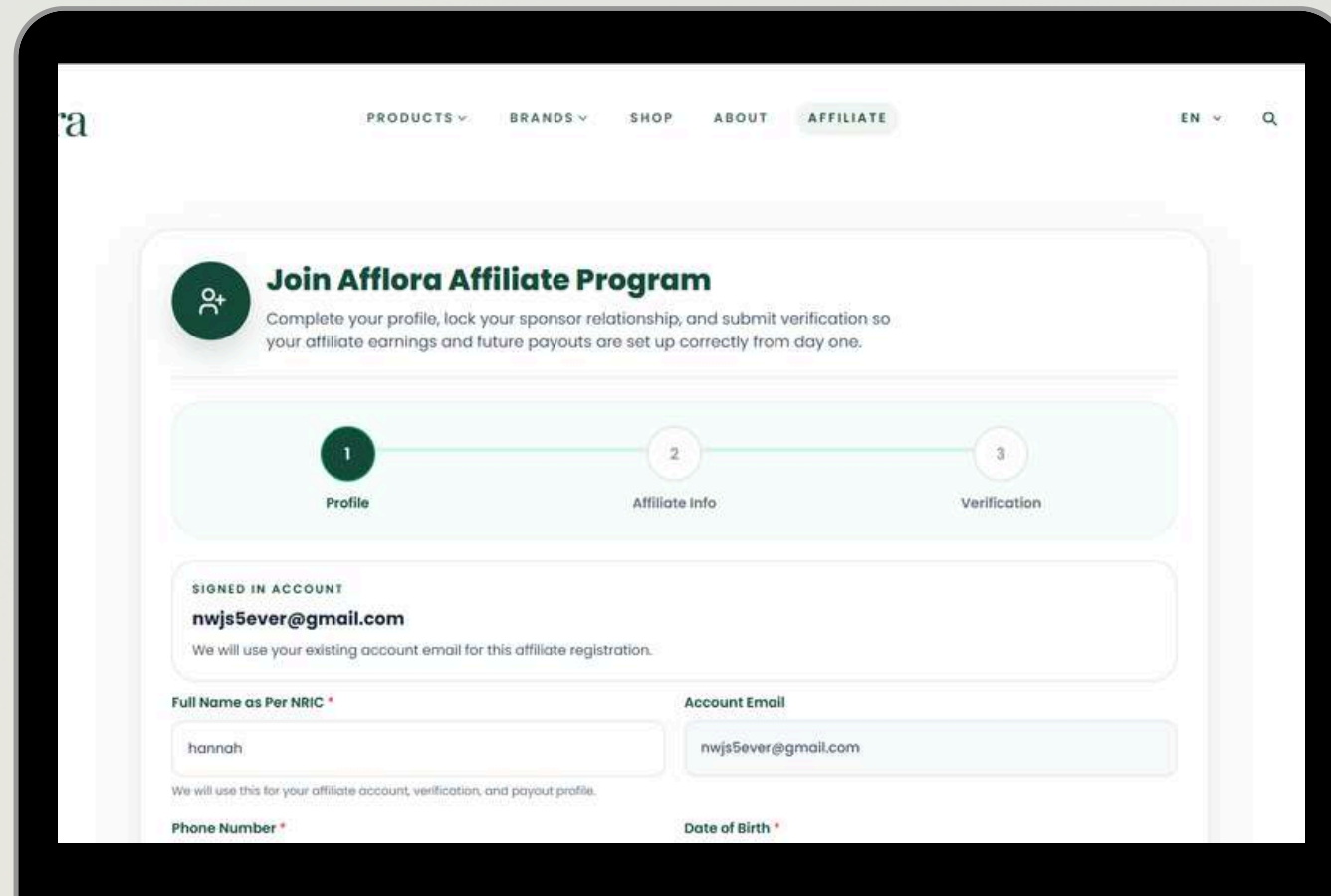
---

# Way 1: Register through invite link

You may receive an invite link from an existing Afflora Affiliate member  
example: <https://afflora.co/a/RPKVDD>

01

Click the link to go to the Join Afflora Affiliate Program page



02

Fill in all the required information and click on “Continue to Affiliate Info”

**Full Name as Per NRIC \***  
hannah

**Account Email**  
nwjs5ever@gmail.com

We will use this for your affiliate account, verification, and payout profile.

**Phone Number \***  
+60

**Date of Birth \***  
dd/mm/yyyy

**Gender \***  
Select gender

**Mailing / Billing Address**  
Use an existing saved address or add a new one now so your affiliate account starts with complete contact details.

**Address Line 1 \***  
House number, street, or building

**Address Line 2**  
Apartment, suite, or area

**Postcode \***

**City \***

**State \***  
Select state

**Country \***  
Malaysia

**Continue to Affiliate Info**

# Way 1: Register through invite link

## 03 Fill in Affiliate info

1 Profile 2 Affiliate Info 3 Verification

**SPONSOR PREVIEW**

AFFILIATE NAME  
**hannah**

REFERRAL CODE  
**AFF-P4HUUOJR**

This sponsor relationship is locked for this registration flow and cannot be changed here.

Referral Code (Optional) How did you hear about us? \*

AFF-P4HUUOJR Existing Affiliate

This referral came from your invite path or locked parent relationship, so it cannot be changed here.

Back to Profile Continue to Verification

Since you registered through an existing Affiliate, the referral code will be **automatically filled** with your **Parent Affiliate's referral code**

click **“Continue to Verification”**

# Way 1 : Register through invite link

## 04 Verify your account

**Identification Number \***

Format: 900101-10-1234

**IC Front \***

Drag and drop or click to upload  
Accepted formats: JPG, PNG, PDF. Maximum 5MB.  
NO FILE SELECTED YET

**IC Back \***

Drag and drop or click to upload  
Accepted formats: JPG, PNG, PDF. Maximum 5MB.  
NO FILE SELECTED YET

I agree to Afflora's [Terms & Conditions](#) and [Privacy Policy](#), and I consent to the collection and processing of my personal data in accordance with Malaysia's PDPA. \*

I agree to receive marketing, campaign, and affiliate program updates from Afflora by email, SMS, or WhatsApp.

[Back to Affiliate Info](#)


**Submit Affiliate Registration**

Fill in all the required information

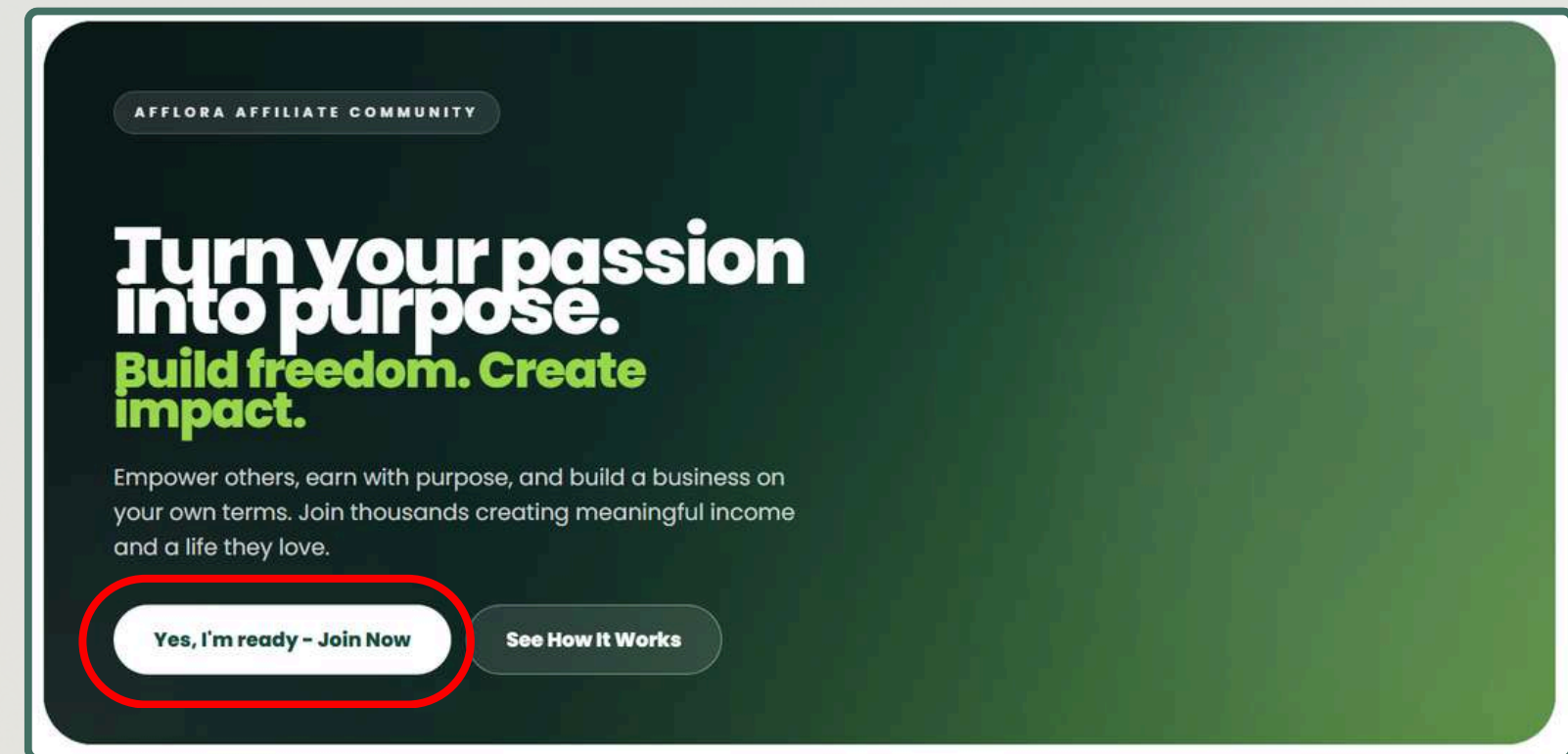
click "Submit Affiliate Registration"

# Way 2 : Register directly through Afflora's website

01 Click the "Affiliate" button in the Afflora website



02 Click the "Yes, I'm ready - Join Now" button to continue



# Way 2 : Register directly through Afflora's website

## 03 Fill in personal info

**Full Name as Per NRIC \***

**Account Email**

We will use this for your affiliate account, verification, and payout profile.

**Phone Number \***

**Date of Birth \***

**Gender \***

**Mailing / Billing Address**  
Use an existing saved address or add a new one now so your affiliate account starts with complete contact details.

**Address Line 1 \***

**Address Line 2**

**Postcode \***

**City \***

**State \***

**Country \***

Fill in all the required information

Click "Continue to Affiliate info"

# Way 2 : Register directly through Afflora's website

## 04 Fill in Affiliate info

1 Profile      2 Affiliate Info      3 Verification

Referral Code (Optional)      How did you hear about us? \*

Leave blank if you are joining without a sponsor referral code.

Back to Profile      Continue to Verification

Your affiliate application will be linked to your current user account.

enter a **referral code** If you have recieved a referral code from an existing Afflora Affiliate (e.g. AFF12345)

click "**Continue to Verification**"

# Way 2 : Register directly through Afflora's website

## 05 Verify your account

The screenshot shows a registration form with the following elements:

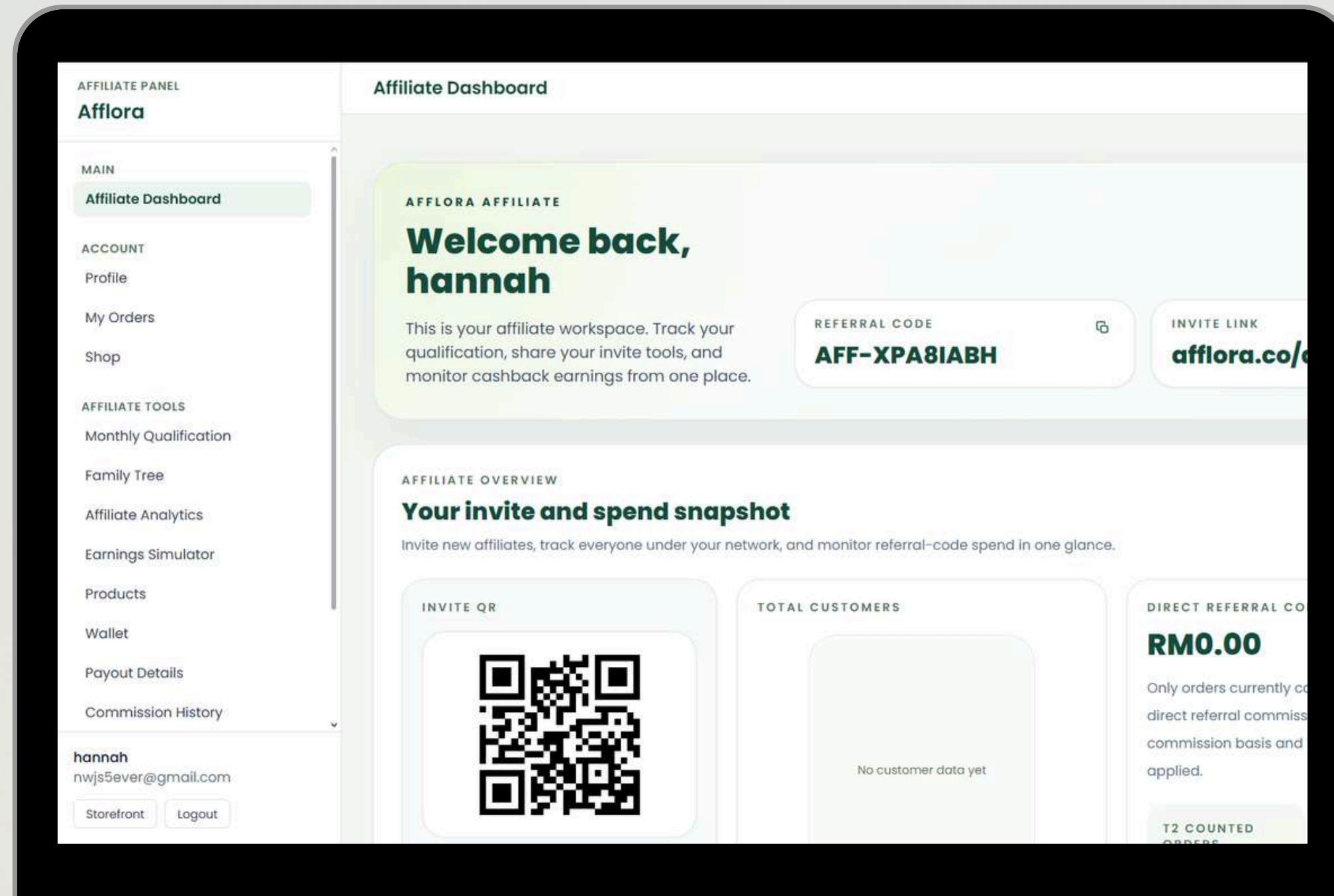
- Identification Number \***: A text input field with a placeholder and a format instruction: "Format: 900101-10-1234".
- IC Front \***: A file upload area with a dashed border, an upload icon, and the text "Drag and drop or click to upload" and "Accepted formats: JPG, PNG, PDF. Maximum 5MB." Below it is a button that says "NO FILE SELECTED YET".
- IC Back \***: A file upload area with a dashed border, an upload icon, and the text "Drag and drop or click to upload" and "Accepted formats: JPG, PNG, PDF. Maximum 5MB." Below it is a button that says "NO FILE SELECTED YET".
- I agree to Afflora's [Terms & Conditions](#) and [Privacy Policy](#), and I consent to the collection and processing of my personal data in accordance with Malaysia's PDPA. \*
- I agree to receive marketing, campaign, and affiliate program updates from Afflora by email, SMS, or WhatsApp.
- Back to Affiliate Info**: A button on the bottom left.
- Submit Affiliate Registration**: A dark green button on the bottom right.

Fill in all the required information

click "Submit Affiliate Registration"

# Done Registration

You will automatically be redirected to your Afflora Affiliate Dashboard page once you have done registration



afflora.co

# Section 1: Affiliate Dashboard

[click to return to navigation page](#)

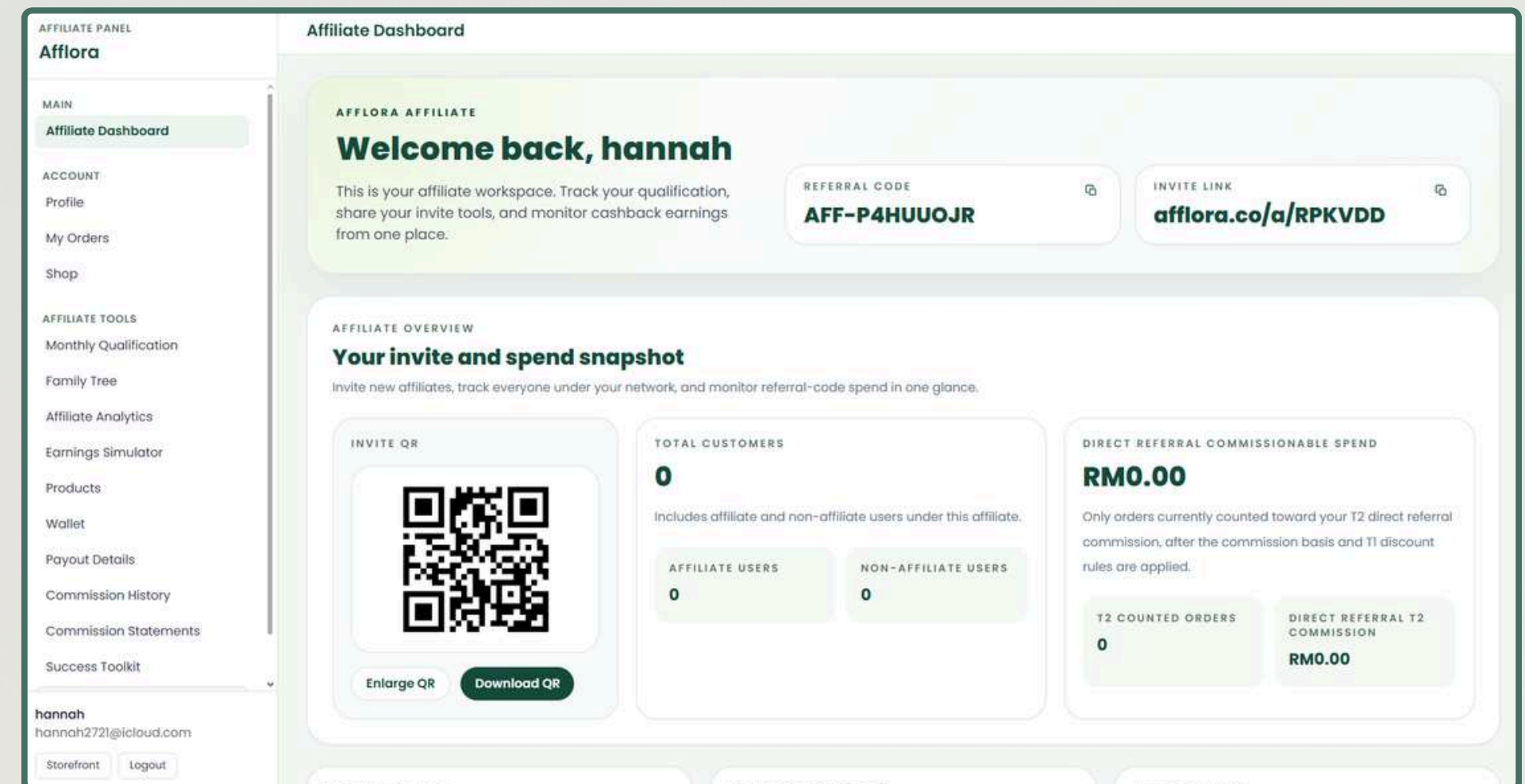

---

# How to Access the Affiliate Dashboard

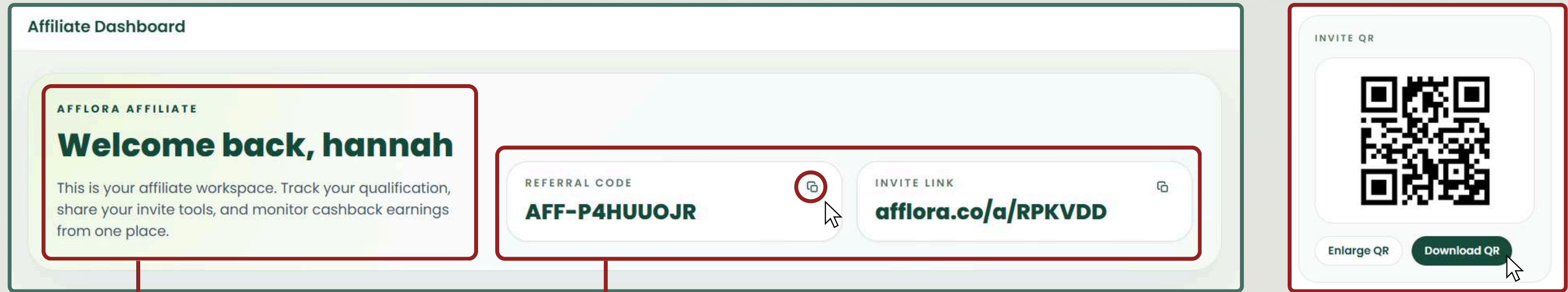
01 Log in to your Afflora account

02 go to profile icon and click on “Affiliate Dashboard” from the pull down menu

03 You will be redirected to the Afflora Dashboard



# Welcome Section & Referrals Methods



- confirms that the affiliate is logged in to the **correct account**
- provides a brief summary of what the dashboard is used for.

## Benefits for :

### Customers :

earn a 10% discount with no minimum spend.

### Affiliates :

earn cashback, subject to Afflora's cashback and commission rules.

## To Share :

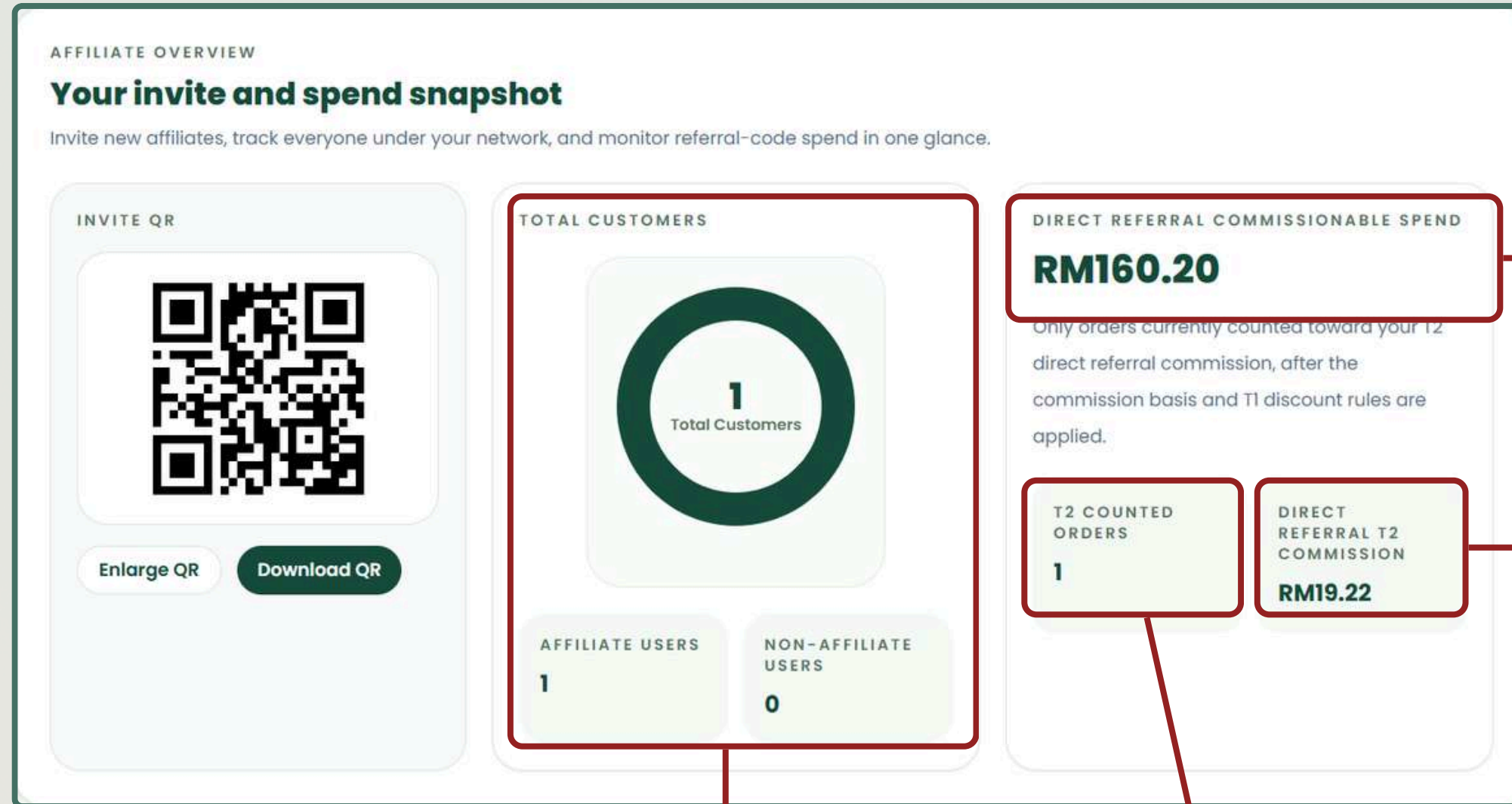
### Referral code / link :

Click on **copy symbol** 

### Invite QR :

Click on **"Download QR"**

# Invite and Spend Snapshot



Total volume of **eligible sales generated** from direct referral activity.

The amount of **commission** earned from eligible direct referral orders

view total customers under your network

- Total affiliate users
- Total non-affiliate users

The number of **orders** that are included in the commissionable spend calculation

# Dashboard analytics

PARENT AFFILIATE

**No Parent**

This shows the referral code tied to your current parent relationship.



It might display

- Your parent affiliate's name
- or "**No Parent**" if you are T1 affiliate member

QUALIFICATION STATUS

**QUALIFIED**

Current month: June 2026

See your counted orders and monthly history on the [Qualification page](#).



It might display

- **Qualified** - if affiliate has reached the **monthly qualification requirement**
- **Not Qualified** - vice versa

Monthly qualification requirement will be explained further in the user manual

WALLET BALANCE

**RM53.08**

Immutable cashback credits tracked: 3

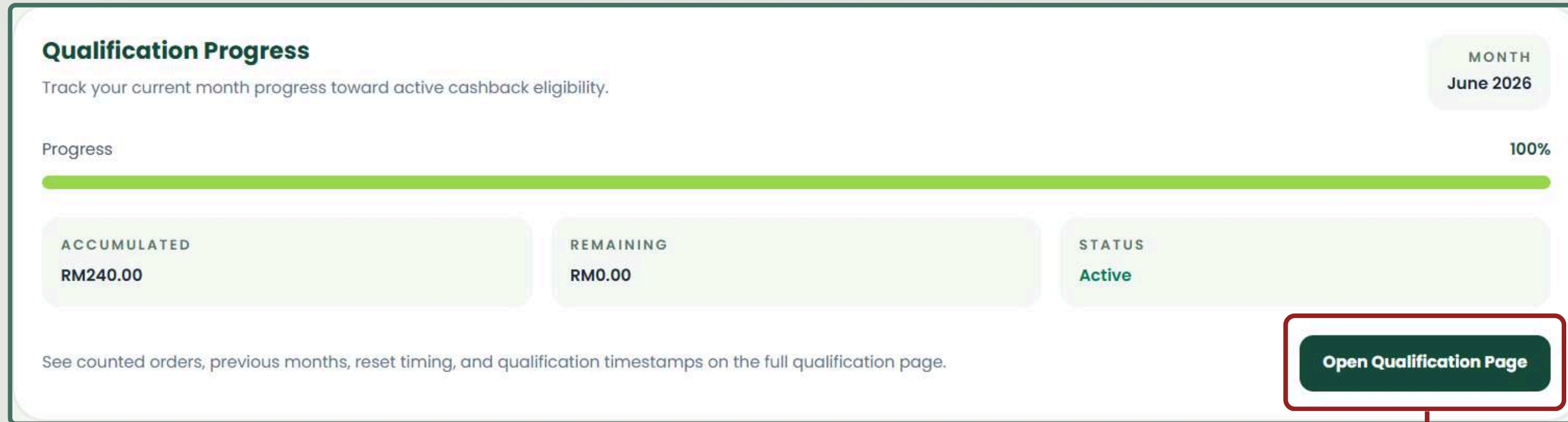
Review credits, withdrawals, and payout activity on the [Wallet page](#).



affiliate's current wallet amount

- **commission** or **cashback** amounts that have been tracked in the affiliate wallet.

# Qualification Progress



The screenshot shows a 'Qualification Progress' dashboard. At the top left, the title 'Qualification Progress' is followed by the subtitle 'Track your current month progress toward active cashback eligibility.' On the top right, a 'MONTH' dropdown menu is set to 'June 2026'. Below this, a 'Progress' section features a green progress bar that is 100% full. Underneath the progress bar are three summary cards: 'ACCUMULATED' with the value 'RM240.00', 'REMAINING' with the value 'RM0.00', and 'STATUS' with the value 'Active'. At the bottom left, there is a link: 'See counted orders, previous months, reset timing, and qualification timestamps on the full qualification page.' On the bottom right, there is a dark green button labeled 'Open Qualification Page' which is highlighted with a red border and a red arrow pointing downwards.

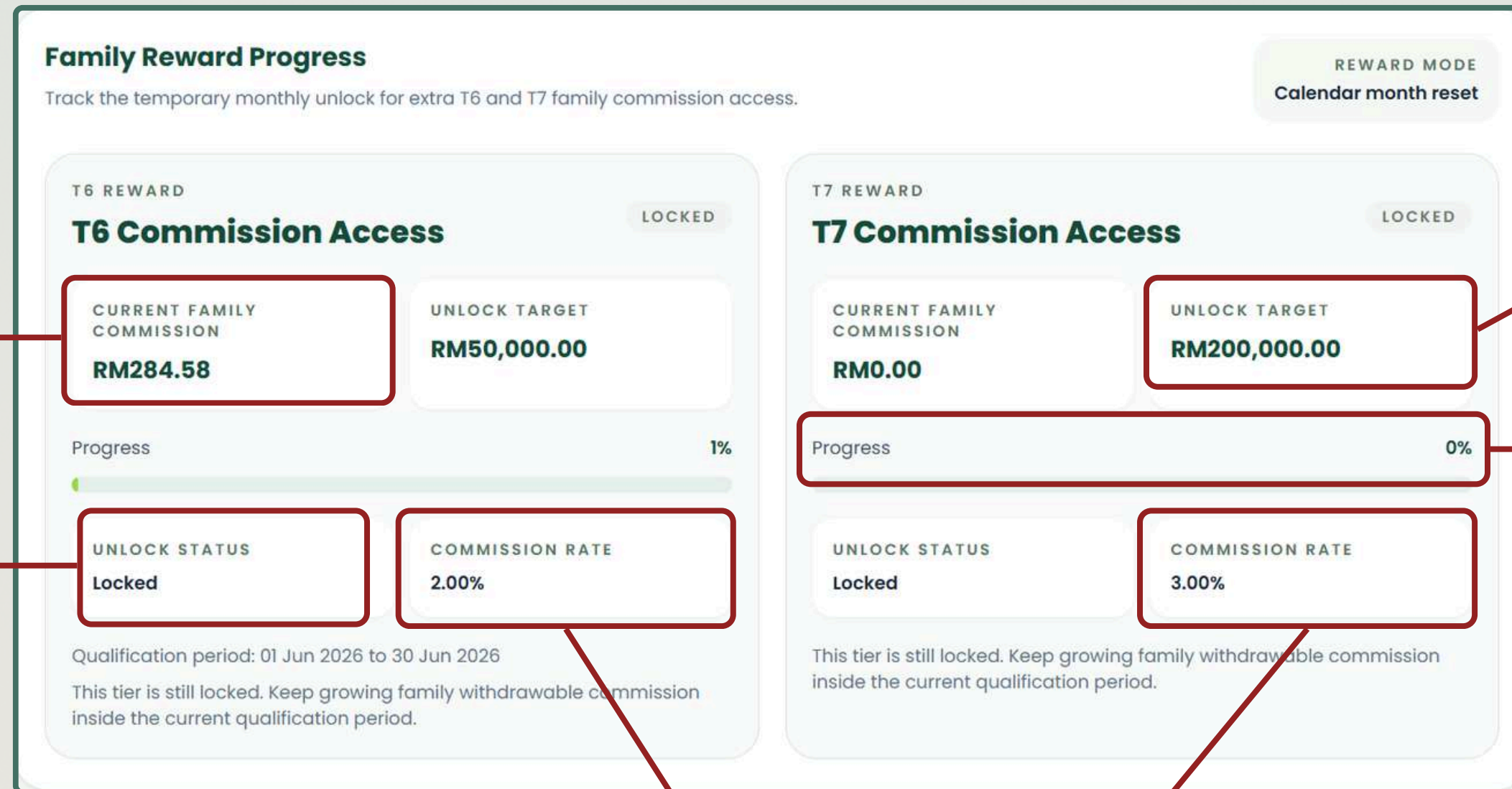
A summary of the affiliate's progress towards the monthly qualification requirement

- Progress bar
- Accumulated amount
- Remaining amount
- Qualification status
- Selected month

Click on “**Open Qualification Page**” to be redirected to the **Monthly Qualification** page

[Click here](#) to go to the **Monthly Qualification** section of the user manual

# Family Reward Progress for T6 and T7 tier



Running family commission for that month

Access Locked or Unlocked

Commission rate for T6 and T7 tier

Amount of family commission that must be earned to unlock access

Progress bar until T6 or T7 commission is unlocked

# Left Side Navigation Menu

The screenshot shows the Afflora Affiliate Dashboard interface. On the left is a navigation menu titled 'AFFILIATE PANEL Afflora'. The menu is divided into sections: 'MAIN' (Affiliate Dashboard), 'ACCOUNT' (Profile, My Orders, Shop), 'AFFILIATE TOOLS' (Monthly Qualification, Family Tree, Affiliate Analytics, Earnings Simulator, Products, Wallet, Payout Details, Commission History, Commission Statements, Success Toolkit), and user information (hannah, hannah2721@icloud.com). At the bottom of the menu are 'Storefront' and 'Logout' buttons. The main dashboard area is titled 'Affiliate Dashboard' and contains a welcome message for 'hannah', referral code 'AFF-P4HUUOJR', invite link 'afflora.co/a/RPKVDD', and an overview section with QR code, customer counts (0 affiliate, 0 non-affiliate), and commission spend (RM0.00).

Use this to navigate different sections of the Afflora Affiliate page

Click “**Storefront**” to go back to Afflora’s main page

Click “**Logout**” to log out of your account

afflora.co

# Section 2: Profile

[click to return to navigation page](#)


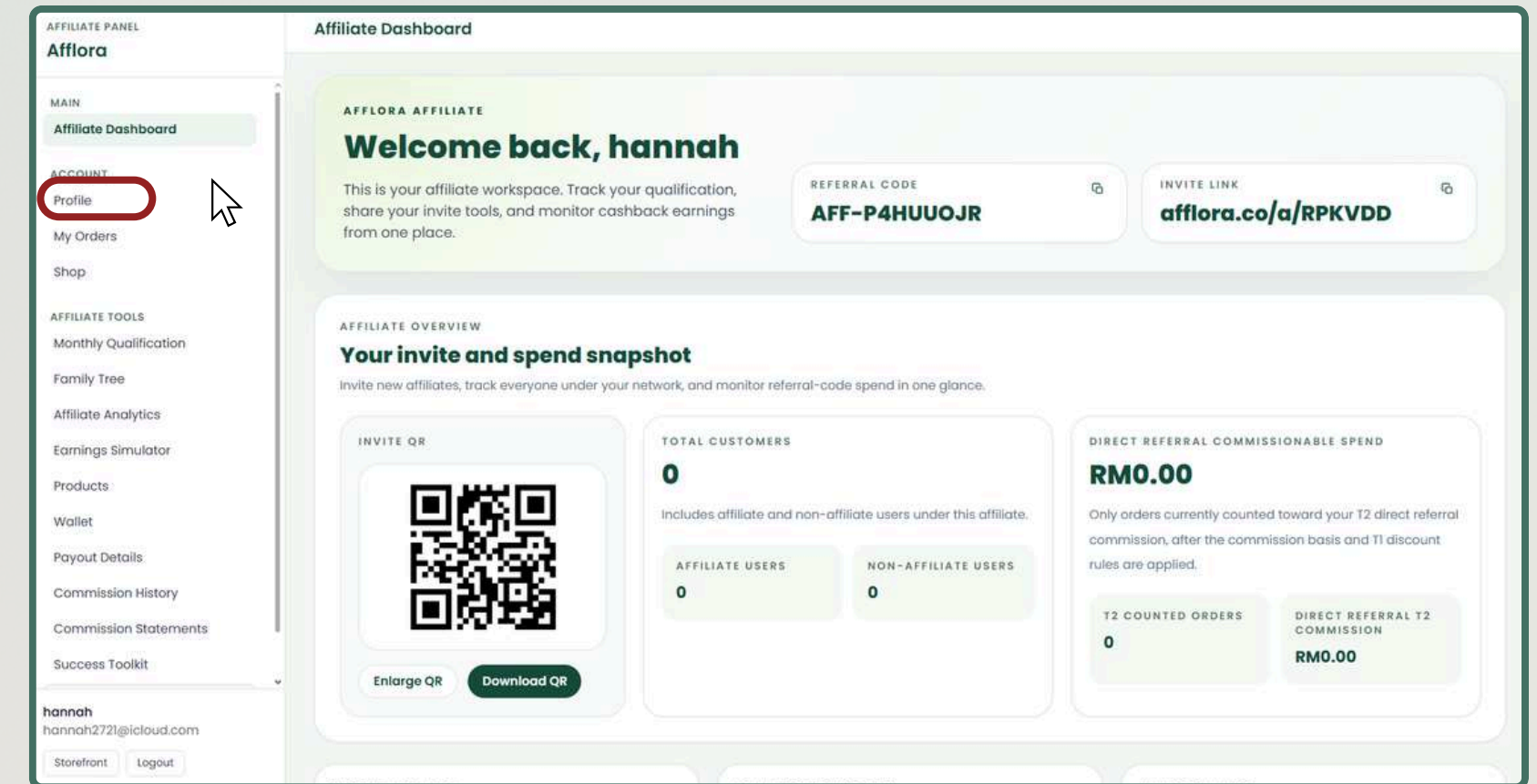
---

# How to Access Profile page

01 Log in to your Afflora account **OR**

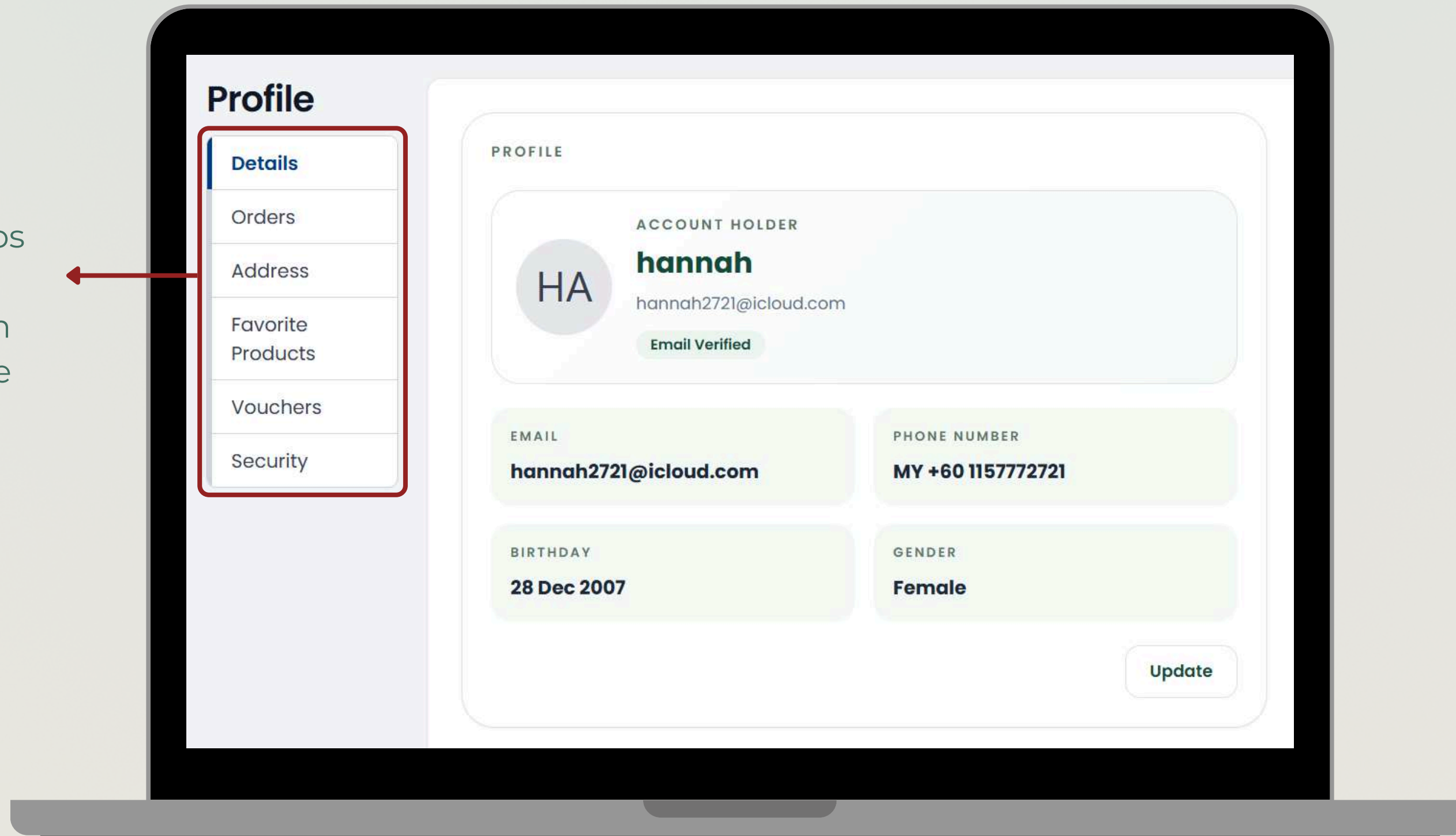
02 go to profile icon and click on “Profile” from the pull down menu

Click on “Profile” from the Afflora Dashboard page



# Overview of the Profile page

use these tabs to **navigate** through each section of the page



# Details

PROFILE

ACCOUNT HOLDER

**hannah**  
hannah2721@icloud.com  
Email Verified

EMAIL  
**hannah2721@icloud.com**

PHONE NUMBER  
**MY +60 1157772721**

BIRTHDAY  
**28 Dec 2007**

GENDER  
**Female**

**Update**

Click on **“Update”** to update profile

PROFILE Cancel

**Update Profile**

Update your account's profile information and email address.

Profile Picture

**HA** **Choose File** No file chosen

Name  
hannah

Email  
hannah2721@icloud.com

Phone Number  
MY +60 1157772721

Birthday  
28/12/2007

Gender  
Female

**SAVE**

Edit the information and click **“Save”**

# Orders

The screenshot shows a user interface for managing orders. At the top, there is a 'Browse Products' button. Below it, a summary section displays four categories: 'TOTAL ORDERS' (2), 'IN PROGRESS' (2), 'DELIVERED' (0), and 'PENDING PAYMENT' (0). A filter bar contains buttons for 'All', 'To Pay', 'To Ship', 'To Receive', 'Completed', 'Cancelled', and 'Return Refund'. At the bottom, there is a search bar with the placeholder text 'Search by order ID, tracking number, or product name' and a 'Search' button. Red boxes and arrows highlight these key features.

click on “**browse products**” to go to the Affiliate product listing page

the **summary** of all your orders

click on the **order status** to **filter** your orders

search bar, click on “**Search**” to apply search

# Order Details


Click on “**View order**” to see order details and delivery updates

**ORD-260619-0001** Processing

Placed on 19 Jun 2026, 12:04 PM | 1 item | Payment: Paid | Shipping: Booked | Tracking: NVMYFGDRS000016127

**TOTAL**  
**RM112.00**

[View order](#)



**Nerry**  
Box: 1 box  
Qty 1

My Orders / **ORD-260619-0001** Processing

**ORDER DETAILS**

**ORD-260619-0001**

Placed on 19 Jun 2026, 12:04 PM  
Tracking number: NVMYFGDRS000016127

Payment: Paid  
Shipping: Booked

[Cancel order](#)

1 **Placed** Order received

2 **Processing** Preparing items

3 **Shipped** On the way

4 **Delivered** Completed

### Shipment tracking

Live courier milestones and detailed tracking updates for this order.

**Shipment booked** Booked

Tracking number: NVMYFGDRS000016127 | Booked on 19 Jun 2026, 12:05 PM

TRACKING NUMBER	CARRIER REFERENCE	TRACKING
<b>NVMYFGDRS000016127</b>	-	<b>Open Ninja Van portal</b> Paste your tracking number into the Ninja Van sandbox portal if it is not prefilled.

[Copy](#)

**COURIER EVENT HISTORY**

19 Jun 2026, 12:05 PM ●

**Shipment booked** CURRENT Booked

Tracking number: NVMYFGDRS000016127

## Please check your:

- Order number
- Tracking number
- Order status
- Order date and time
- Payment status
- Shipping status
- Product name
- Product quantity

# Address

**Shipping Addresses**  
Manage your saved addresses for checkout.

**hannah** (+60) 1157772721 **Default**

Mailing

Sungai Petani, Kedah, 08000  
Malaysia

**+ ADD ADDRESS**

**Edit** **Delete**

Click on “**+ Add Address**” to add address

Click on “**Delete**” to delete address

Click on “**Update**” to edit address

Make sure your addresses are accurate to avoid any shipment issues

# Favorite products

allows affiliates to view products they have **saved** for **quick access** later.

**FAVORITES**  
**Favorite products**  
Keep track of the products you want to come back to later.

[Browse Products](#)

Product Name	Category	Price	Rating
Nerry	GUT HEALTH	RM120.00	0.0
Lite 7	DETOX	RM89.00	0.0

click "**Browse Products**" to go to Afflora product listing page to save products

saved products

# Vouchers

**CLAIM CENTER** Claimed: 0

### Available vouchers

Claim limited vouchers before their slots run out, then apply the code during checkout.

**AFFLORASTOCKIST26** ORDER

#### Afflora Stockist

DISCOUNT: **5% off** CLAIM LIMIT: **Unlimited**

Use by: No expiry set Used: 0

**Claim voucher**

**MY VOUCHERS**

### Claim history and usage

You have not claimed any vouchers yet.

**CLAIM CENTER** Claimed: 1

### Available vouchers

Claim limited vouchers before their slots run out, then apply the code during checkout.

**AFFLORASTOCKIST26** ORDER

#### Afflora Stockist

DISCOUNT: **5% off** CLAIM LIMIT: **Unlimited**

Use by: No expiry set Used: 0

Claimed on 22 Jun 2026, 09:41 AM. Use code AFFLORASTOCKIST26 at checkout.

**MY VOUCHERS**

### Claim history and usage

**AFFLORASTOCKIST26** USAGE

#### Afflora Stockist

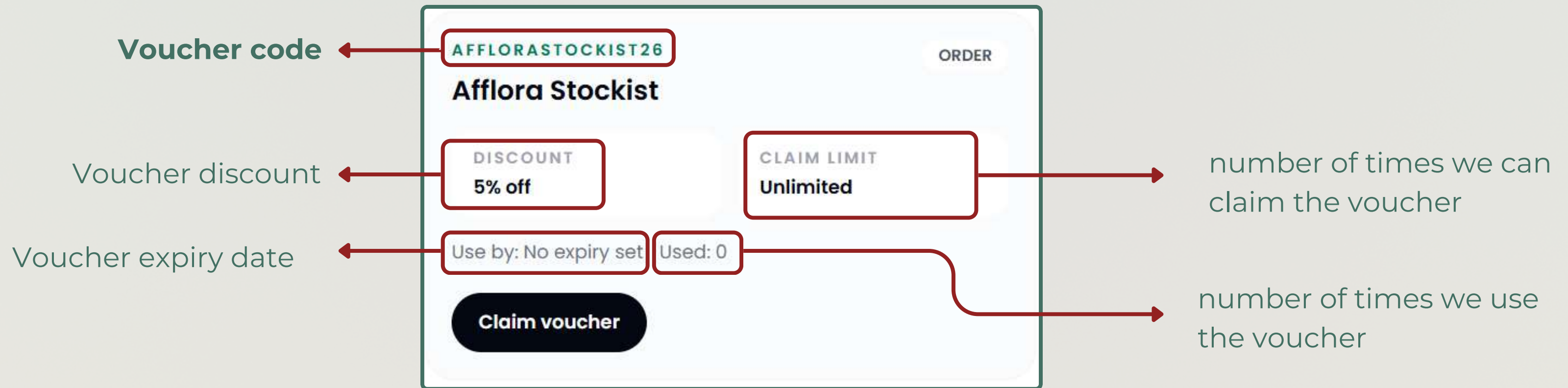
Claimed on 22 Jun 2026, 09:41 AM

**0 / 1000**

This voucher has not been used yet.

click on **“Claim voucher”** to claim voucher

# Voucher Details



# Security

## Update Password

Ensure your account is using a long, random password to stay secure.

Current Password

New Password

Confirm Password

SAVE

## Delete Account

Deleting your account archives your old account for support-assisted restore, removes your active login/profile data, and frees your email so you can register again with a fresh account later.

DELETE ACCOUNT

### To update password :

- fill in all the required information
- click “**Save**” to change password

Click on “**Delete Account**” to delete your Afflora account

# Section 3: Monthly Qualification

[click to return to navigation page](#)

---

# Qualification Progress

### Qualification Progress

Track your current month progress toward active cashback eligibility.

If you joined without a parent affiliate, your first qualified month also unlocks 10% member pricing for future checkouts. After that first activation, the discount stays available even if a later month does not reach the target.

MONTH  
June  
2026

Progress 100%

ACCUMULATED RM240.00	REMAINING RM0.00	STATUS Active	QUALIFIED AT 18 Jun 2026, 03:02 PM
-------------------------	---------------------	------------------	---------------------------------------

The **total eligible spending** counted toward the affiliate's monthly qualification

How much more **eligible spending is required** to complete the monthly qualification

**Active** - affiliate has met the requirement  
**Inactive** - affiliate has not met the requirement

In this context:

This affiliate has **reached the Monthly Qualification** for June 2026 because they have accumulated a spending of **more than RM120**

MONTH RESET

Qualification progress resets on the 1st of every month. Unused progress does not carry forward into the next month.

NEXT RESET  
01 Jul 2026, 12:00 AM

Qualification Progress will reset every month

# Current Month Counted Orders

Shows the paid orders that have been counted toward the affiliate's qualification for the current month.

### Current Month Counted Orders

These are the paid orders shown toward your June 2026 qualification until the month became active.

COUNTED ORDERS: 1

There is 1 later paid affiliate order already tracked for this month, but it is hidden here because you were already active.

ORDER	PAID AT	COUNTED	T1 DISCOUNT	RUNNING TOTAL
ORD-260618-0002 Subtotal: RM120.00	18 Jun 2026, 03:02 PM	RM120.00	RM12.00	RM120.00

number of orders counted towards the affiliate's qualification

**Order Number**  
Subtotal: The base order value before discount

**Amount of spending** for one order counted in the running total

Discounted amount off the subtotal

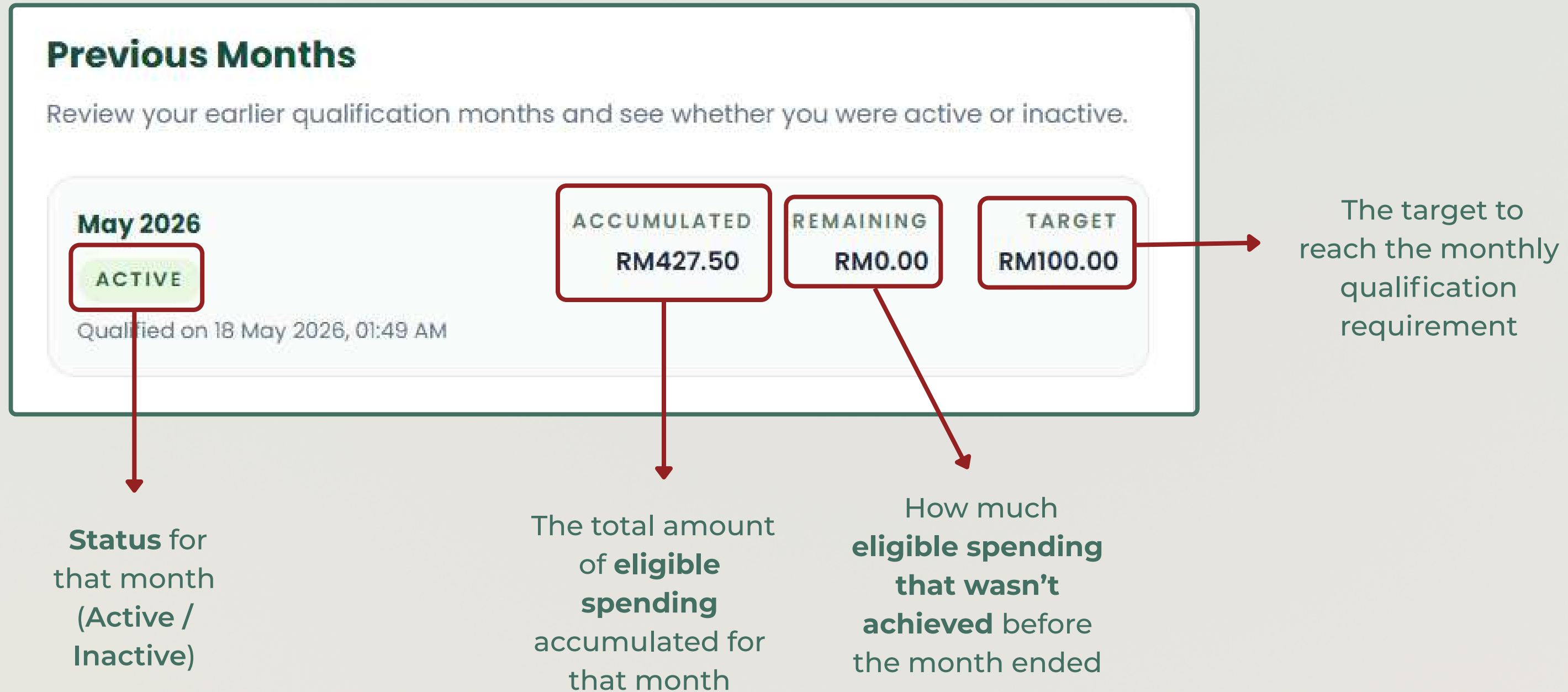
**Cumulative amount of total spending** counted towards the affiliate's qualification

In this context:

This affiliate reached their monthly qualification requirement of RM120 with one order only.

# Previous Months

Allow affiliates to review earlier qualification months and check whether they were active or inactive.



# Section 4: Family Tree

[click to return to navigation page](#)

---

# Family Tree Structure

Tier Name	Tier Group	Members
Bronze Group	T1 to T5	Root Member (T1) and it's downline members (T2 - T5)
Silver Group	T6	Affiliate's linked under T5 members
Gold Group	T7	Affiliate's linked under T6 members

# Family Tree Structure

the standard Family Tree page focuses on the **Bronze Group (T1 - T5)**

The affiliate's **Parent Affiliate won't be shown**

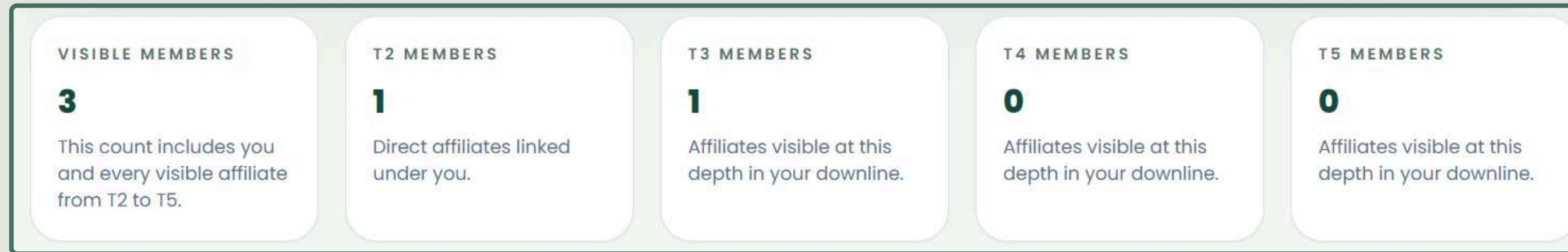
Your **own account** is shown as the **root member ( T1 )**

The page displays the affiliate's visible **downline from T2 until T5**

Affiliate member	Will be shown as
Parent Affiliate	Not Shown
Own Account	T1
Downline Affiliates	T2 - T5

# Summary cards & Search bar

These summary cards show the number of members in each tier under your network



Easily look for a specific member, search by name or referral code

**Downline Table**  
Scan your full downline in one table, then open a member drawer when you want more branch detail.

SEARCH BY NAME OR REFERRAL CODE

Search your downline

DOWNLINE COUNT  
2

Search

Number of members linked under you ( T2 - T5 )

Click on **“Search”** to apply search

# Root Member & Tier Filters

Your **own account** will be displayed as the root member

ROOT MEMBER

T1 YOU QUALIFIED

**hannah**

Referral code: AFF-P4HUUOJR

JOINED AFFILIATE  
18 Jun 2026

DIRECT CHILDREN  
1

Number of direct children (T2 members)

Click on these Tier buttons to **filter the downline table based on tiers**

ALL All Visible 2

**T2 Filter Tier 1**

T3 Filter Tier 1

T4 Filter Tier 0

T5 Filter Tier 0

MEMBER	TIER	PARENT	STATUS	JOINED	CHILDREN	ACTION
<b>hannah insyirah</b> AFF-FMCOTFCR	T2	hannah AFF-P4HUUOJR	QUALIFIED	22 Jun 2026	1	View Branch

# Downline table

Your **own account** will be displayed as the root member

MEMBER	TIER	PARENT	STATUS	JOINED	CHILDREN	ACTION
<b>hannah insyirah</b> AFF-FMCOTFCR	T2	<b>hannah</b> AFF-P4HUUOJR	QUALIFIED	22 Jun 2026	1	<a href="#">View Branch</a>
<b>Nurul Hannah</b> AFF-UAPMG0Y7	T3	<b>hannah insyirah</b> AFF-FMCOTFCR	QUALIFIED	22 Jun 2026	0	<a href="#">View Branch</a>

Affiliate **name**  
and **referral**  
**code**

tier level

Affiliate's  
**parent name**  
and **referral**  
**code**

monthly  
qualification  
status

date joined

number of children  
**(downline members)**  
linked under the  
selected member

click "**View Branch**" to open  
Branch Details Panel



# Branch Details Panel

These details will appear on the right side of the page when you click “**View branch**”

The screenshot displays the 'BRANCH DETAIL' panel for 'hannah insyirah'. It is divided into three main sections: 'Branch Summary', 'Immediate Children', and 'Affiliate Details'. Annotations with arrows point to specific elements:

- Parent name -> Child name:** Points to the text 'hannah -> hannah insyirah' at the top of the panel.
- affiliate details:** Points to the 'T2 QUALIFIED' section containing referral codes, dates, and branch size information.
- How much revenue this member has generated from customers:** Points to the 'PERSONAL SALES' section showing a value of RM196.10.
- number of members in each tier linked under this member:** Points to the 'Branch Summary' section showing counts for tiers T2 (0), T3 (1), T4 (0), and T5 (0).
- details of members directly linked under this member:** Points to the 'Immediate Children' section showing a child member 'Nurul Hannah' with 0 children of their own.

**BRANCH DETAIL** ×

**hannah insyirah**

hannah -> hannah insyirah

**Branch Summary** Visible descendants by tier

T2	T3	T4	T5
0	1	0	0

**Immediate Children** Direct members linked under this affiliate

T3 QUALIFIED

**Nurul Hannah**  
AFF-UAPMG0Y7

CHILDREN 0

**T2 QUALIFIED**

REFERRAL CODE: **AFF-FMCOTFCR** | JOINED AFFILIATE: **22 Jun 2026**

PLACED UNDER: **hannah** (AFF-P4HUUOJR) | BRANCH SIZE: **1 direct children** (1 total descendants below)

**PERSONAL SALES**  
**RM196.10**

Personal Sales Volume (PSV) shows how much revenue this member generated from customers.  
Example: if this member sold RM1,000 worth of products, the sales volume is RM1,000.

# Section 5: Affiliate Analytics

[click to return to navigation page](#)

---

# Filter Performance

**AFFLORA AFFILIATE**

## Affiliate Analytics

Track invite-link clicks, attributed signups, paid conversions, and sales performance in one place.

**Filter Performance**  
Use a preset range or set a custom window to review your current affiliate performance.

**RANGE**  
**Last 30 days**  
From 24 May 2026 to 22 Jun 2026

Last 30 days ▾  
Last 7 days  
Last 30 days  
This month  
**Custom range**

24/05/2026 📅 22/06/2026 📅 **Apply**

INVITE CLICKS PAID CONVERSIONS SALES AVERAGE ORDER VALUE

filtered dates will be displayed here

Click on this drop down menu to choose either:

a **preset** range  
or  
**“Custom range”**

Choose specific dates range if you chose **“Custom range”**

Click **“Apply”** to filter dates

# Analytics cards

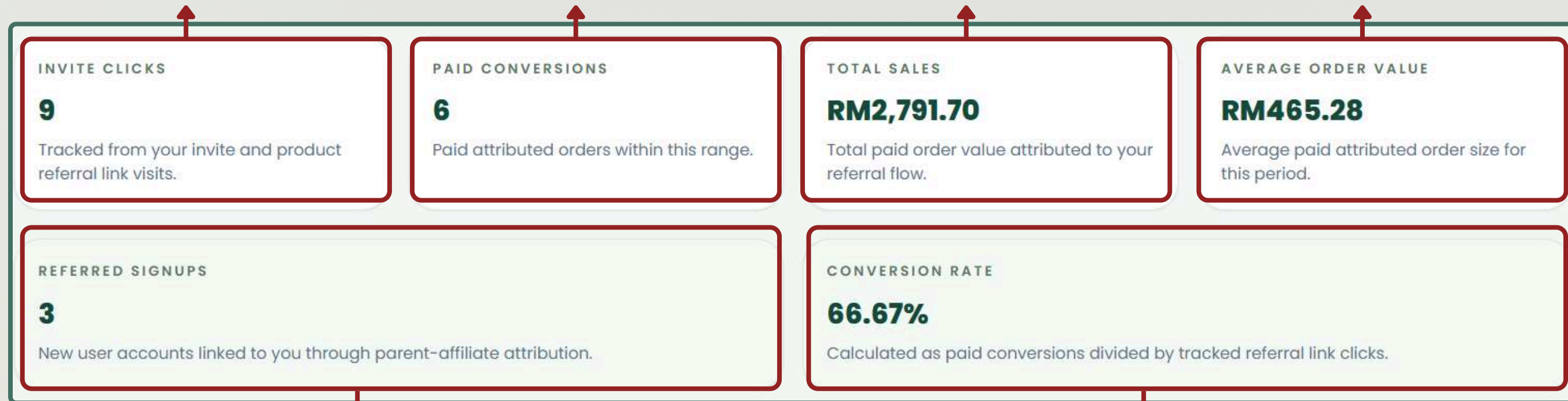
number of times users **clicked** your invite **links**

number of **referred customers** that have made a **purchase**

total **sales** generated from **referred purchases**

the average **amount spent per referred order**

$$\text{AOV} = \frac{\text{Total amount spent}}{\text{total referred orders}}$$

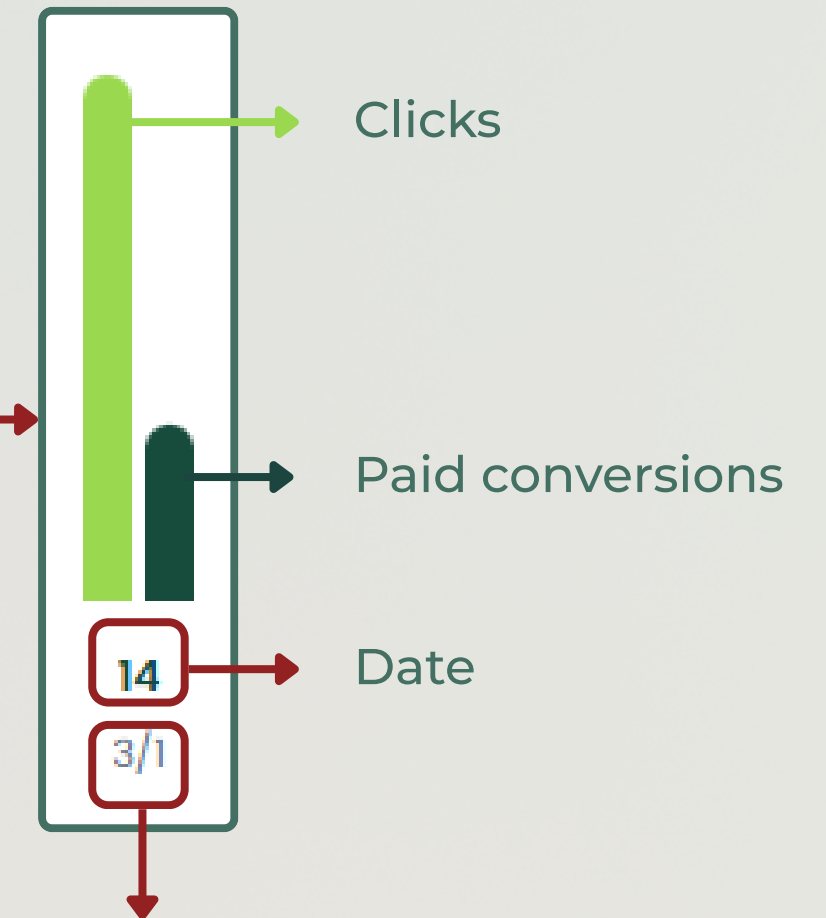


The number of **new users** who registered through your **invite links**.

The percentage of referral link clicks that resulted in a completed purchase

$$\text{CR} = \frac{\text{Paid conversions}}{\text{Invite clicks}} \times 100\%$$

# Trend Overview



This chart helps affiliates identify activity patterns, such as:

- Dates with higher clicks
- Dates with paid conversions
- Comparison between traffic and completed purchases
- Referral activity trends over time

Number of clicks / Number of paid conversions

# Source Breakdown

## Source Breakdown

See which referral entry points are generating clicks, signups, conversions, and sales.

SOURCE	CLICKS	SIGNUPS	PAID	SALES	AOV	CONV. RATE
Invite Link	6	1	1	RM166.20	RM166.20	16.67%
Product Referral Link	8	0	0	RM0.00	RM0.00	0.00%

type of referral entry points

number of clicks from the source

number of referred users who signed up

number of referred users who has made paid purchases

number of sales generated from the source

Average order value

measures the chance of potential customers making a purchase

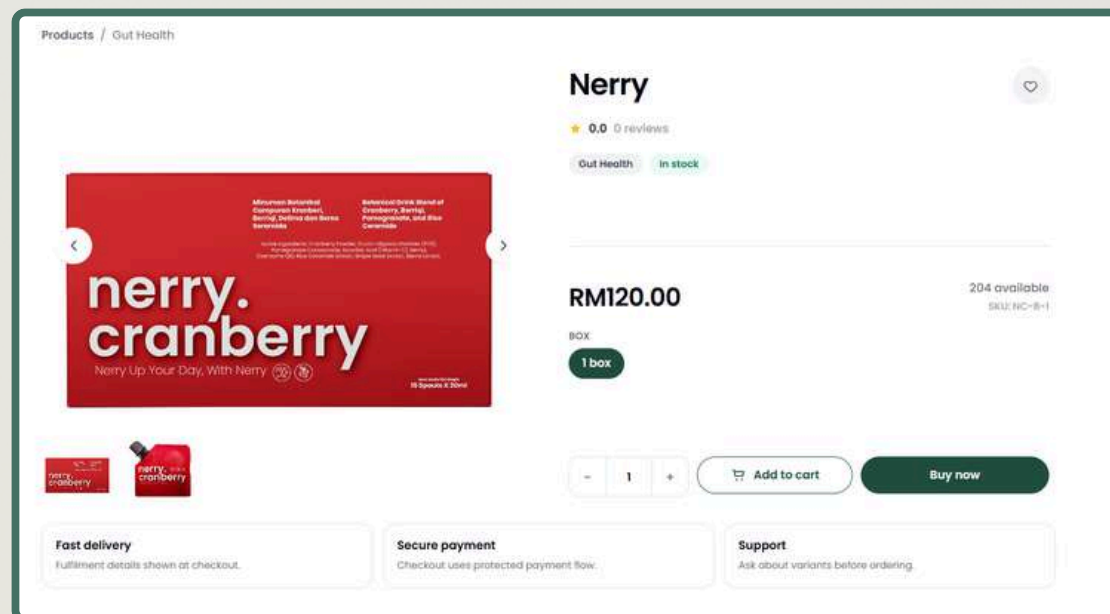
# Top Product Links

**Top Product Links**  
Your strongest product referral links based on tracked conversions and sales.

<b>Nerry</b>		<b>SALES</b> <b>RM0.00</b>	
<b>OPEN SHARE LINK</b>			
<b>CLICKS</b> <b>8</b>	<b>SIGNUPS</b> <b>0</b>	<b>PAID</b> <b>0</b>	<b>CONV. RATE</b> <b>0.00%</b>

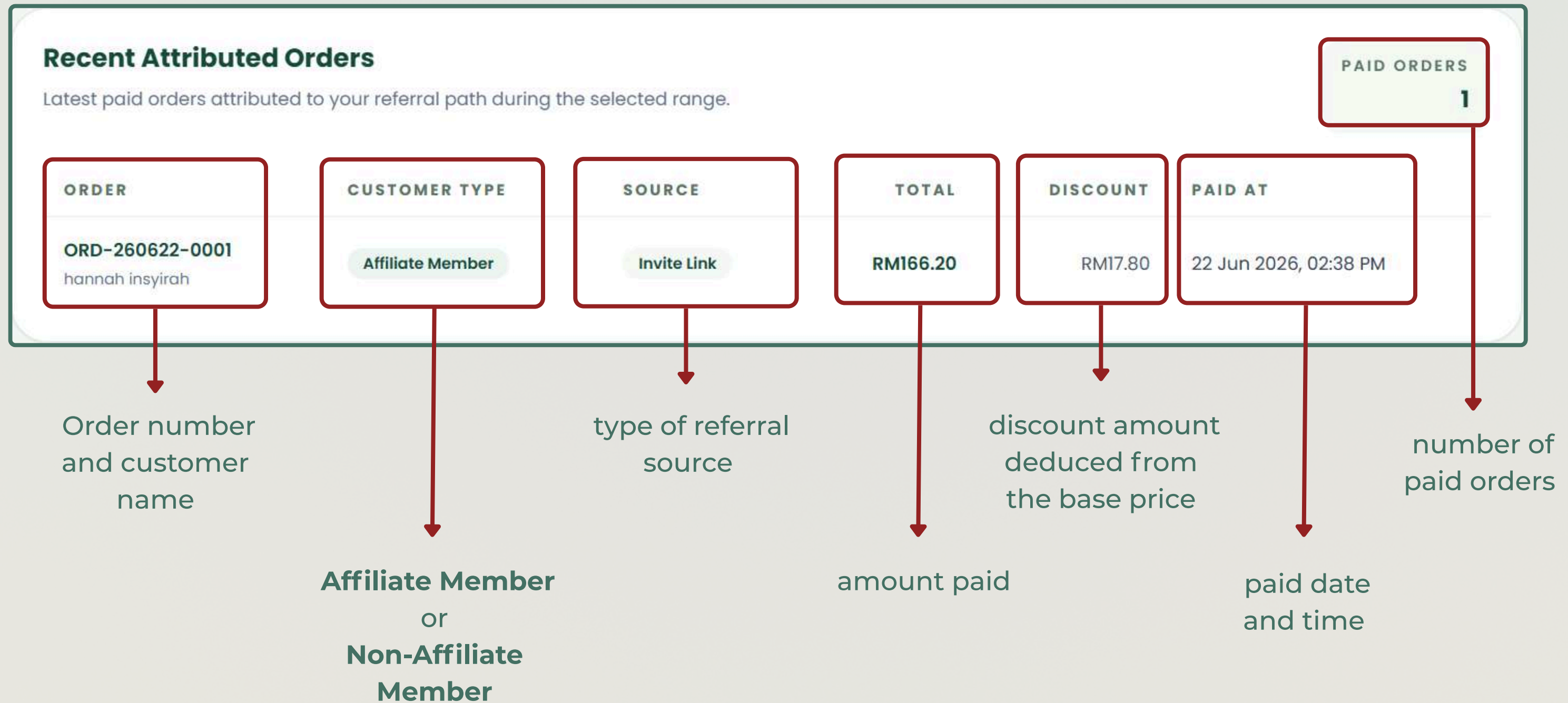
Click **“Open share link”** to go to product page

- Sales amount
- Clicks
- Signups
- Paid conversions
- Conversion rate



# Recent Attributed Orders

shows the latest paid orders attributed to the affiliate's referral path during the selected range.



[afflora.co](https://afflora.co)

# Section 6: Earnings Simulator

[click to return to navigation page](#)

---

# Overview

The Earnings Simulator allows affiliates to **project potential commissions and monthly reward bonuses** based on direct referral and network spend, helping you understand how different sales volumes impact your overall income.

## **Disclaimer:**

This tool is for **estimation purposes only**. Actual earnings may vary depending on confirmed paid orders, refunds, cancellations, qualification status, commission rules, and final calculations

# Inputs : estimate your commission

**INPUTS**

**Enter your numbers**

Use direct referral spend and network spend to estimate your commission only.

**Direct Referral Spend (RM)**

0

Customer and T2 spend using your referral code. This is also used to estimate your T2 commission.

**Refund / Cancellation Estimate (%)**

0

**T3 Spend (RM)**      **T4 Spend (RM)**      **T5 Spend (RM)**

0      0      0

Rate: 18.00%      Rate: 5.00%      Rate: 5.00%

enter the **estimated total spend** from both customers and T2 members using the affiliate's referral code or invite link

enter an **estimated percentage** for refunds or cancelled orders

enter the **estimated spend** generated from each tier

commission rate for each tier

# Estimated numbers & Breakdown

**RESULTS**  
**Your estimated numbers**

<b>TOTAL EARNINGS</b> <b>RM0.00</b>	<b>MONTHLY REWARD BONUS</b> <b>RM0.00</b> <small>You need RM10,000.00 more direct referral spend to unlock the reward.</small>
--	--

BREAKDOWN	AMOUNT
Direct referral commission (T2)	RM0.00
T3 commission	RM0.00
T4 commission	RM0.00
T5 commission	RM0.00
Monthly reward bonus	RM0.00
<b>Estimated total earnings</b>	<b>RM0.00</b>

## Total Earnings:

the estimated total amount that the affiliate may earn per month based on the input values.

## Monthly Reward Bonus:

shows the estimated bonus amount, if the affiliate meets the required monthly reward condition.

$$\begin{array}{c}
 \text{total commission from each tier} \\
 + \\
 \text{monthly bonus} \\
 \hline
 \text{Estimated total earnings} \\
 \text{(Refund / cancellation rate deducted)}
 \end{array}$$

Commission rate for each tier :

 Tier 2	Cashback 12%
 Tier 3	Cashback 18%
 Tier 4	Cashback 5%
 Tier 5	Cashback 5%

# Example Scenario

## INPUTS

### Enter your numbers

Use direct referral spend and network spend to estimate your commission only.

#### Direct Referral Spend (RM)

Customer and T2 spend using your referral code. This is also used to estimate your T2 commission.

#### Refund / Cancellation Estimate (%)

#### T3 Spend (RM)

Rate: 18.00%

#### T4 Spend (RM)

Rate: 5.00%

#### T5 Spend (RM)

Rate: 5.00%

## RESULTS

### Your estimated numbers

#### TOTAL EARNINGS

**RM948.00**

#### MONTHLY REWARD BONUS

**RM0.00**

You need RM5,250.00 more direct referral spend to unlock the reward.

BREAKDOWN	AMOUNT
Direct referral commission (T2)	<b>RM513.00</b>
T3 commission	<b>RM360.00</b>
T4 commission	<b>RM50.00</b>
T5 commission	<b>RM25.00</b>
Monthly reward bonus	<b>RM0.00</b>
<b>Estimated total earnings</b>	<b>RM948.00</b>

afflora.co

# Section 7: Products

[click to return to navigation page](#)

---

# Share-Ready Product Library

**Share-Ready Product Library**  
Use the product link, WhatsApp, or Telegram actions below. Each shared message already includes your tracked product link and a ready-made promo caption.

Search products, brands, or categories  **Search**

**Kassa**  
RM70.00  
View Copy Link  
WhatsApp Telegram

**Junjong**  
RM59.00  
View Copy Link  
WhatsApp Telegram

**Lite 7**  
RM89.00  
View Copy Link  
WhatsApp Telegram

**Nerry**  
RM120.00  
View Copy Link  
WhatsApp Telegram

Search bar

Ready-made promo caption and link example:

Afflora  
afflora.co

Take a look at Nerry from Nerry. Botanical Drink Blend of Cranberry, Berriqi, Pomegranate, and Rice Ceramide. Use my link to enjoy 10% off on your purchase: [https://afflora.co/products/Botanical%20Beauty%20&%20Wellness%20Elixir?invite\\_code=RPKVDD](https://afflora.co/products/Botanical%20Beauty%20&%20Wellness%20Elixir?invite_code=RPKVDD)

16:46

- View:** open the selected product page.
- Copy Link:** copy the tracked product referral link.
- WhatsApp:** share a selected product directly through WhatsApp
- Telegram:** share a selected product directly through Telegram.

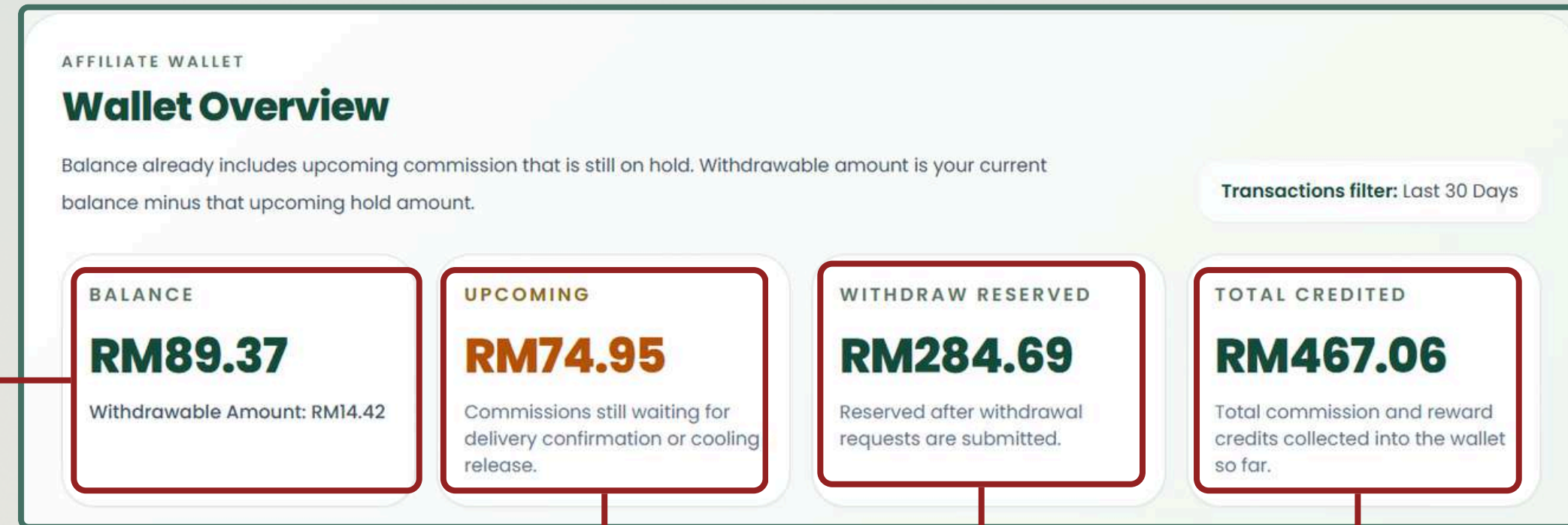
afflora.co

# Section 8: Wallet

[click to return to navigation page](#)

---

# Wallet Overview



current **wallet balance** and **withdrawable amount**

$$\text{Withdrawable amount} = \text{Current balance} - \text{Upcoming amount}$$

total amount of withdrawal that has been requested

upcoming amount (commissions that are **on hold** before being credited in your wallet)

total amount of commissions that has been credited in your wallet

# Wallet Action Buttons



click on "**Withdraw**" to make a withdraw request

click on "**Commission History**" to go to the Commission History page

Number of current withdrawal request that has been submitted

click on "**Payout Details**" to go to the Payout Details page

click on "**Statements**" to go to the Commission Statements page

Note: Edit your payout details before submitting a withdrawal request

# Withdrawal Request

Click on “**Withdraw**” to open the Withdraw Commission form



WITHDRAWAL

## Withdraw Commission

**DESTINATION**  
**Maybank (Malayan Banking Berhad)**  
\*\*\*\*\*  
Funds should arrive in around 5 business days after approval and processing.

**AMOUNT**  
Withdrawable balance: RM14.42. Minimum payout: RM10.00.

**Withdraw All**

0.00

Service Fee **RM1.50**  
Estimated Receiving Amount **RM0.00**

**You already have an active withdrawal request.**  
Reserved amounts from earlier requests stay deducted from your balance until admin pays or rejects them.

By submitting this withdrawal request, you confirm the payout destination is correct. Afflora may review, hold, reject, or request additional verification before processing the payout.

**Submit**

Your **payout destination**, you can edit your payout destination in the **Payout Details** page

Click on “**Withdraw All**” to withdraw all the withdrawabal amount

**OR**

Manually enter the amount you want to withdraw

Click “**Submit**” to submit request

# Withdrawal Receipt

Once a withdrawal has been approved and marked as **Paid**, affiliates can view and download the receipt

Find the approved withdraw transaction in the **Recent Transactions** section

	Reserved for payout request APR-20260608-GBWXAD 08 Jun 2026, 10:17 AM	APR-20260608-GBWXAD Withdrawal request	<b>PAID</b> Withdrawal request	<b>-RM93.00</b>	<b>RM0.11</b>	<a href="#">View</a>   <a href="#">View PDF</a>   <a href="#">Download</a>
---	--	---	-----------------------------------	-----------------	---------------	--

Click on **“View”** to open receipt directly in the Afflora Affiliate page

Click on **“View PDF”** to view the receipt in PDF form and click **“Download”** to download the PDF receipt

WITHDRAWAL RECEIPT

### APR-20260608-GBWXAD

AMOUNT RECEIVED: **RM93.00**    STATUS: **Paid**    PAID AT: **08 Jun 2026, 10:18 AM**

This receipt is generated from the payout request snapshot captured when the withdrawal was submitted, so it stays accurate even if payout details are updated later.

Affiliate: Nurazryn arysya  
Referral Code: AFF-JQHWNVFA  
Generated on 23 Jun 2026, 12:09 PM


[Back To Wallet](#)   [View PDF](#)   [Download PDF](#)

#### Receipt Details



Historical payout details are shown from the original request snapshot for safer record keeping.

REQUEST NUMBER	APR-20260608-GBWXAD
REQUESTED AMOUNT	RM93.00
SERVICE FEE	RM0.00
NET PAYOUT AMOUNT	RM93.00
PAYMENT REFERENCE	AMN9877
REQUESTED AT	08 Jun 2026, 10:17 AM
PROCESSED AT	08 Jun 2026, 10:18 AM
PAID AT	08 Jun 2026, 10:18 AM
BANK NAME	Maybank
BANK ACCOUNT	Ending in [REDACTED]

# Recent Transactions table

DESCRIPTION	REFERENCE	STATUS	AMOUNT	BALANCE AFTER
 T3 cashback commission from order ORD-260623-0004 23 Jun 2026, 09:54 AM	ORD-260623-0004 Commission credit	<b>CREDITED</b> Available in wallet	<b>+RM14.42</b>	<b>RM89.37</b>

date range filter

 means cash in  
 means cash out

explains the details of the transaction activity

shows the related **transaction reference number**

e.g. ORD-xxx is commission credit  
WD-xxx is withdrawal request

amount cashed in or out

wallet balance after transaction

Common status :  
**Credited** - money entered in wallet  
**Pending** - commission credit is awaiting delivery confirmation  
**Processing** - withdrawal request is still processing  
**Paid** - money successfully withdrawn

# Section 9: Payout Details

[click to return to navigation page](#)

---

# Payout Details for new members

if you are a new Afflora Affiliate member, you may get this pop-up when you first go to your Afflora Affiliate page

**AFFILIATE PAYOUT**

## Complete your payout profile

Your affiliate payout details are incomplete. Please complete the following information before receiving affiliate payouts.

**MISSING DETAILS**

- Bank Account Holder Name
- Bank Name
- Bank Account Number
- Bank Account Type
- TIN Number
- Bank Statement Header

Once your payout profile is complete, we can process affiliate withdrawals without delays.

Don't Show Again

**Complete Now**

**AFFLORA AFFILIATE**

## Payout Details

Keep your payout recipient details accurate so manual payouts and IIMPACT transfers can be processed without delays.

**CURRENT STATUS**  
**Not Set**  
Add your payout details to complete your finance profile.

**PAYOUT DETAILS**

### Update Payout Details

These details are used only for affiliate payout and withdrawal purposes.

**Bank Name \***  
Select your bank

**SWIFT / BIC Code**  
ASSIGNED AUTOMATICALLY AFTER BANK SELECTION  
The SWIFT/BIC code is mapped automatically from the selected Malaysian bank.

**Bank Account Holder Name \***  
Enter the bank account holder name

**Bank Account Number \***  
Enter digits only  
We keep this value encrypted in storage and only use it for affiliate payout operations.

**Bank Account Type \***  
Select account type

click the **“Complete Now”** button to go to the Payout Details page

# Set up your payout details

PAYOUT DETAILS

## Update Payout Details

These details are used only for affiliate payout and withdrawal purposes.

**Bank Name \***

Select your bank

**SWIFT / BIC Code**

ASSIGNED AUTOMATICALLY AFTER BANK SELECTION

The SWIFT/BIC code is mapped automatically from the selected Malaysian bank.

**Bank Account Holder Name \***

Enter the bank account holder name

**Bank Account Number \***

Enter digits only

We keep this value encrypted in storage and only use it for affiliate payout operations.

**Bank Account Type \***

Select account type

**TIN Number \*** ⓘ

Enter your TIN number

We keep this value encrypted in storage and include it for company payout processing records.

**Bank Statement Header \***

Choose File No file chosen

Upload a PDF, JPG, JPEG, or PNG showing your bank account holder name and account number.

**Save Payout Details**

Fill in all the required information, make sure it's accurate

click **“Save Payout Details”** to set up payout destination

# Saved Payout Details

Once you have saved your payout details, your Payout Details page will have all the necessary information

**AFFLORA AFFILIATE**

## Payout Details

Keep your payout recipient details accurate so manual payouts and IIMPACT transfers can be processed without delays.

**CURRENT STATUS**  
**Ready**  
Bank details are saved for this affiliate account.

**PAYOUT DETAILS** [Edit Details](#)

### Saved Payout Summary

Review your saved payout details first. Any future changes after setup must go through admin review before cashout is unlocked again.

<b>BANK NAME</b> Maybank (Malayan Banking Berhad)	<b>BANK SWIFT CODE</b> MBBEMYKL	<b>ACCOUNT HOLDER NAME</b> Nurazryn Arysha	<b>ACCOUNT NUMBER</b> *****
<b>ACCOUNT TYPE</b> Personal	<b>TIN NUMBER</b> ****	<b>BANK STATEMENT HEADER</b> Attached	<b>LAST UPDATED</b> 23 Jun 2026, 10:00 AM

Your latest payout detail update was approved on 23 Jun 2026, 10:00 AM.

Each payout request snapshots these saved payout details so manual processing and IIMPACT submissions still use the exact recipient information that was approved when the withdrawal was requested.

Status: **Ready**  
payout details have been approved and set as payout destination

**Payout Information**

# Update Payout Details

Click on the “**Edit Details**” button open the payout form

PAYOUT DETAILS

**Saved Payout Summary**

Review your saved payout details first. Any future changes after setup must go through admin review before cashout is unlocked again.

**Edit Details**

PAYOUT DETAILS

**Update Payout Details**

This change will be submitted to admin for approval before it replaces your current payout details.

**Bank Name \*** **SWIFT / BIC Code**

Maybank (Malayan Banking Berhad) MBBEMYKL

The SWIFT/BIC code is mapped automatically from the selected Malaysian bank.

**Bank Account Holder Name \*** **Bank Account Number \***

Hannah Insyirah 12345678910

We keep this value encrypted in storage and only use it for affiliate payout operations.

**Bank Account Type \***

Personal

**TIN Number \*** ⓘ

12345678910

We keep this value encrypted in storage and include it for company payout processing records.

**Bank Statement Header \***

**Choose File** No file chosen

Upload a PDF, JPG, JPEG, or PNG showing your bank account holder name and account number.

Current file: Attached

**Submit Update Request**

Fill in all the required information, make sure it's accurate

click “**Submit Update Request**” to request update

# Pending Payout Details

Once you have submitted update request, you will have to wait for admin to review your request

**AFFLORA AFFILIATE**

## Payout Details

Keep your payout recipient details accurate so manual payouts and IIMPACT transfers can be processed without delays.

**CURRENT STATUS**  
**Pending Review**  
Your latest payout detail change is waiting for admin confirmation.

**PAYOUT DETAILS**

### Saved Payout Summary

Review your saved payout details first. Any future changes after setup must go through admin review before cashout is unlocked again.

<b>BANK NAME</b> Maybank (Malayan Banking Berhad)	<b>BANK SWIFT CODE</b> MBBEMYKL	<b>ACCOUNT HOLDER NAME</b> Hannah Insyirah	<b>ACCOUNT NUMBER</b> *****8910
<b>ACCOUNT TYPE</b> Personal	<b>TIN NUMBER</b> *****8910	<b>BANK STATEMENT HEADER</b> Attached	<b>LAST UPDATED</b> 23 Jun 2026, 03:57 PM

**PENDING UPDATE REQUEST** PENDING  
Submitted on 23 Jun 2026, 04:05 PM. Cashout is temporarily on hold until admin approves or rejects these updated payout details.

<b>REQUESTED BANK NAME</b> Maybank (Malayan	<b>REQUESTED SWIFT CODE</b> MBBEMYKL	<b>REQUESTED ACCOUNT HOLDER NAME</b> Hannah Insyirah	<b>REQUESTED ACCOUNT NUMBER</b> *****8910
--	---	---	--

Status: **Pending Review** cashout is locked temporarily until admin makes confirmation

**old** payout information

**requested updated** payout information

# Section 10: Commission History

[click to return to navigation page](#)

---

# Commission History Summary

The screenshot shows a 'Commission History' summary card. At the top left is the title 'Commission History' and a descriptive paragraph. To the right is a 'View Statements' button. Below this is a search bar with the placeholder text 'Search order, affiliate, or' and a dropdown menu currently set to 'All Statuses', followed by an 'Apply' button. The main content area is a grid of six summary cards: 'PENDING' (4 records, RM74.95 total), 'CREDITED RECORDS' (9 records, RM392.11 total), 'RETRACTED RECORDS' (0 records, RM0.00 total), and 'FORFEITED RECORDS' (1 record, RM8.10 total). Red arrows point from the 'View Statements' button to the right, from the search and status filters to the right, and from the bottom of the grid down to the 'Commission Summary' section.

Category	Count	Total Amount
PENDING	4	RM74.95
CREDITED RECORDS	9	RM392.11
RETRACTED RECORDS	0	RM0.00
FORFEITED RECORDS	1	RM8.10

click **“View Statements”** to go to Commission Statements page

use **search bar** or **choose status** to filter the Commission History records

click **“Apply”** to apply search or status filter

## Commission Summary

<b>Pending:</b> commissions awaiting delivery confirmation	<b>Credited:</b> commissions that have been successfully credited to wallet	<b>Retracted:</b> commissions that have been removed due to refund or cancellation	<b>Forfeited:</b> commissions that was unsuccessful due to not meeting the monthly qualification requirement
---	--	---	---

# Commission History Records

ORDER	TIER	SOURCE	STATUS	AMOUNT	WALLET
ORD-260623-0004 23 Jun 2026, 09:54 AM	T3	Zulkifli Bin Yusop AFF-CVKX08WI	Credited	RM14.42	Credited Balance after: RM89.37

**Order number**  
and transaction  
date and time

tier  
level

The **name** and  
**referral code** of  
the affiliate  
related to the  
commission  
record

**Record status:**  
Credited  
Pending  
Forfeited  
Retracted

**Amount of  
commission**  
related to the  
commission  
record

**Wallet balance**  
after the  
commission  
transaction

# Section II: Commission Statements

[click to return to navigation page](#)

---

# Commission Statements Summary

**Commission Statements**

Monthly statements are created after each 28-to-27 commission cycle closes. Open any statement to review tier earnings, reward bonus credits, and download a PDF copy.

[Commission History](#)

STATEMENTS <b>1</b>	COMMISSION TOTAL <b>RM140.80</b>	REWARD BONUS TOTAL <b>RM90.00</b>	GROSS TOTAL <b>RM230.80</b>
------------------------	-------------------------------------	--------------------------------------	--------------------------------

click "**Commission History**" to go to Commission History page

## Commission Statements Summary

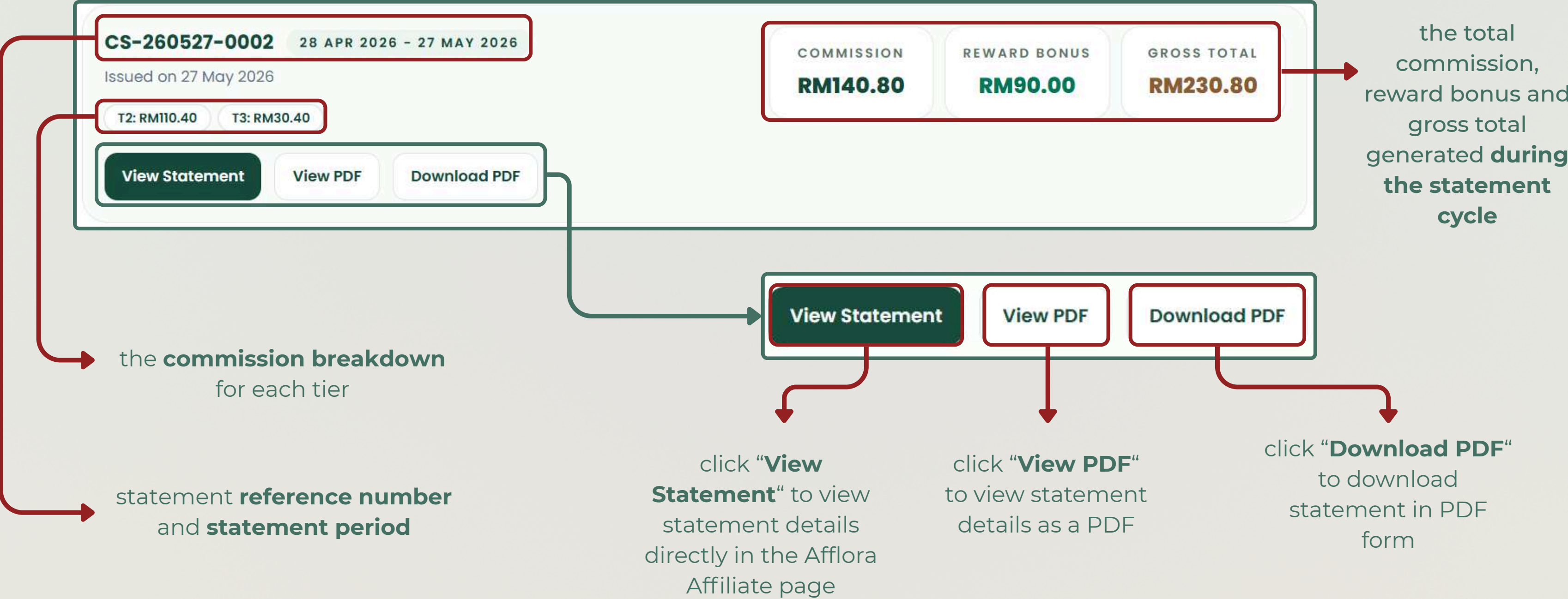
**Statements:**  
number of statements generated

**Commission Total:**  
total commission throughout all of the statements

**Reward Bonus Total:**  
total reward bonus earned throughout all of the statements

**Gross Total:**  
the sum of commission total and reward bonus total

# Commission Statement details



# View Statement Details & Tier Breakdown

Click on “**View Statement**” to view the Commission Statement for the selected statement period

The screenshot shows a 'COMMISSION STATEMENT' for ID **CS-260527-0002** covering the period 28 Apr 2026 - 27 May 2026. It features summary statistics: Commission Total (RM140.80), Reward Bonus (RM90.00), and Gross Total (RM230.80). Affiliate details include the name Nurazryn arysha, referral code AFF-JQHWNVFA, and issue date 27 May 2026. Action buttons for 'Back To Statements', 'View PDF', and 'Download PDF' are present. A 'Tier Breakdown' section shows T2 with RM110.40 (2 credited records) and T3 with RM30.40 (1 credited record). A 'View Statement' button is highlighted on the left side of the interface.

Category	Value
Commission Total	RM140.80
Reward Bonus	RM90.00
Gross Total	RM230.80

Tier	Total Commission	Credited Records
T2	RM110.40	2 credited record(s)
T3	RM30.40	1 credited record(s)

Affiliate Details

click “**Back To Statements**” to go back to Commission Statement page

Shows the **number of credited records** and **total commission** generated by each affiliate tier

# Commission Lines

lists all the credited commission included in the monthly statement.

ORDER	TIER	SOURCE	BASE	RATE	AMOUNT
<b>TEST-ACS-00001-01</b> 04 May 2026, 02:20 PM	T2	<b>Demo Referral A</b> TESTSRC01	RM500.00	12.00%	<b>RM60.00</b>
<b>TEST-ACS-00001-02</b> 08 May 2026, 04:45 PM	T2	<b>Demo Referral B</b> TESTSRC02	RM420.00	12.00%	<b>RM50.40</b>
<b>TEST-ACS-00001-03</b> 13 May 2026, 11:10 AM	T3	<b>Demo Team Growth</b> TESTSRC03	RM380.00	8.00%	<b>RM30.40</b>

Order number  
order date and time

affiliate's tier level

referral source

base value of the  
commission  
before applying  
commission rate

commission  
rate

commission  
amount earned  
after applying  
commission rate

# Monthly Reward Bonus

only appears if monthly reward target was achieved during that cycle

REWARD	SALES	TARGET	RATE	AMOUNT
Monthly reward bonus 27 May 2026, 11:54 PM	RM1,800.00	RM1,500.00	5.00%	RM90.00

Total **sales generated** during that statement period

Total **sales needed to be reached** to earn monthly reward bonus

reward rate

final monthly reward bonus after applying reward rate

afflora.co

# Thank you

**Contact**

---

[info@afflora.co](mailto:info@afflora.co)

**Phone**

---

[012 - 236 4675](tel:012-2364675)

**Website**

[afflora.co](http://afflora.co)